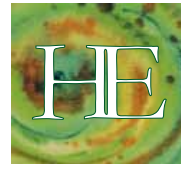


Rough Sawn Trim



Hennis Enterprises, Inc.
3052 North Ventura Avenue
Ventura, CA 93001

888•643•2879
fax 805•643•3143
www.hennisenterprises.com



Centex Homes, North Las Vegas, NV

Rough Sawn Trim

part no.	nominal size	true dimensions
LU-12192	1x2x16'	¾" x 1½" x 192"
LU-14192	1x4x16'	¾" x 3½" x 192"
LU-14216X	1x4x18'	1" x 3½" x 216"
LU-16216	1x6x18'	¾" x 5½" x 216"
LU-16216X	1x6x18'	1" x 5½" x 216"
LU-0106072X	1x6x6'	1" x 6" x 72"
LU-18192X	1x8x16'	¾" x 8" x 192"
LU-18216	1x8x18'	¾" x 7½" x 216"
LU-112216	1x12x18'	¾" x 11½" x 216"
LU-116192X	1x16x16'	1" x 16" x 192"
LU-122192X	1x22x16'	1" x 22" x 192"
LU-24028	2x4x28"	1½" x 3½" x 28"
LU-24030	2x4x30"	1½" x 3½" x 30"
LU-24096	2x4x8'	1½" x 3½" x 96"
LU-24120	2x4x10'	1½" x 3½" x 120"
LU-24192	2x4x16'	1½" x 3½" x 192"
LU-26048	2x6x4'	1½" x 5½" x 48"
LU-26062	2x6x62"	1½" x 5½" x 62"
LU-26072	2x6x6'	1½" x 5½" x 72"
LU-26082	2x6x82"	1½" x 5½" x 82"
LU-26216	2x6x18'	1½" x 5½" x 216"
LU-26235	2x6x235"	1½" x 5½" x 235"
LU-28120	2x8x10'	1½" x 7¼" x 120"
LU-28148X	2x8x148"	2" x 8" x 148"
LU-28168X	2x8x14'	2" x 8" x 168"
LU-28192	2x8x16'	1½" x 7¼" x 192"
LU-28192X	2x8x16'	2" x 8" x 192"
LU-28192Z	2x8x16'	1½" x 7½" x 192"
LU-28207	2x8x207"	1½" x 7½" x 207"
LU-28216X	2x8x18'	2" x 8" x 216"
LU-28216Z	2x8x18'	1½" x 7½" x 216"
LU-210062	2x10x62"	1½" x 9¼" x 62"
LU-210088	2x10x88"	1½" x 9¼" x 88"
LU-210144	2x10x12'	1½" x 9¼" x 144"
LU-210240	2x10x20'	1½" x 9¼" x 240"
LU-212132	2x12x132"	1½" x 11¼" x 132"
LU-212240	2x12x20'	1½" x 11¼" x 240"
LU-214240	2x14x20'	1½" x 13¼" x 240"
LU-216198	2x16x198"	1½" x 15¼" x 198"
LU-220240	2x20x20'	1½" x 19¼" x 240"
LU-34192	3x4x16'	2½" x 3½" x 192"
LU-36054	3x6x54"	2½" x 5½" x 54"
LU-36075	3x6x75"	2½" x 5½" x 75"
LU-36120	3x6x10'	2½" x 5½" x 120"
LU-38216	3x8x18'	2½" x 7¼" x 216"
LU-44216	4x4x18'	3½" x 3½" x 216"
LU-406144	4x6x12'	3½" x 5½" x 144"

1x6 Rough Sawn Slant Trim

part no.	length
LL-0106032	32"
LL-0106038	38"
LL-0106040	40"
LL-0106042	42"
LL-0106044	44"
LL-0106054	54"
LL-0106058	58"
LL-0106062	62"
LL-0106068	68"
LL-0106072	72"
LL-0106102	102"
LL-0106108	108"
LL-0106112	112"
LL-0106114	114"
LL-0106210X	210"

*LL-0106210X is 1¼"



1x2 over 1x6 Rough Sawn Trim

part no.	length
LU-1216024	24"
LU-1216028	28"
LU-1216031	31"
LU-1216034	34"
LU-1216036	36"
LU-1216038	38"
LU-1216040	40"
LU-1216042	42"
LU-1216044	44"
LU-1216046	46"
LU-1216048	48"
LU-1216050	50"
LU-1216052	52"
LU-1216054	54"
LU-1216056	56"
LU-1216060	60"
LU-1216064	64"
LU-1216068	68"
LU-1216092	92"
LU-1216096	96"
LU-1216104	104"

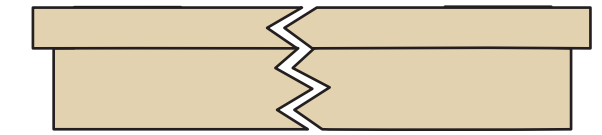


Rough Sawn Trim

Our Polyurethane Rough Sawn Trim Moldings come in a variety of shapes and sizes. With a beautiful wood grain texture, polyurethane trim can add tremendous beauty to a home in an economical way. Factor in the many benefits of polyurethane and you will realize the tremendous value this product offers.



Side View



Front View

≈ Gable Vents ≈ Louvered Panels ≈ L-Headers ≈ Potshelves & Sills ≈ Shutters ≈ Deco Blocks ≈ Window Headers ≈ Raftertails ≈ Decorative Trim ≈ Corbels ≈ Beams ≈ Headers ≈ Knee Braces ≈ Outlookers ≈ Decorative Straps ≈

Rough Sawn Trim

Rough Sawn Flat Mount Headers

part no.	w	x	h	x	l	description
LS-24034	1½"	x	3½"	x	34"	Scroll
LS-26052	1½"	x	5½"	x	52"	Scroll
LS-26084	2"	x	6"	x	84"	Slant
LS-28228	1½"	x	7¼"	x	228"	Scroll
LB-46120	3½"	x	5½"	x	120"	Bullnose
LB-46216	3½"	x	5½"	x	216"	Bullnose
LB-46252	3½"	x	5½"	x	252"	Bullnose
LS-48120	3½"	x	7¼"	x	120"	Scroll
LS-48124	3½"	x	7¼"	x	124"	Scroll
LS-40062	3½"	x	9¼"	x	62"	Cove
LS-40086	3½"	x	9¼"	x	86"	Cove
LS-410176	3½"	x	9½"	x	176"	Scroll

Our Flat Mount Headers are designed to be mounted against a wall, over a window, doorway, or garage. They have a rough sawn wood grain texture on three sides and are easy to install. Finishing is easily accomplished with virtually any high quality house paint on the market. Many builders install these headers during the brown coat stage of the stucco process and spray the color coat right up to the header.



Rough Sawn L-Headers

part no.	h	x	d	x	l	thickness
LH-0403	3½"	x	3"	x	20'	¾"
LH-0403X7	4"	x	3"	x	7'	¾"
LH-0405X16	3½"	x	4¾"	x	16'	¾"
LH-0604	5½"	x	4"	x	20'	¾"
LH-0604X16	5½"	x	4¾"	x	16'	¾"
LH-0605X1	5½"	x	4½"	x	28"	7/8"
LH-0605X2	5½"	x	4½"	x	34"	7/8"
LH-0605X3	5½"	x	4½"	x	40"	7/8"
LH-0605X4	5½"	x	4½"	x	46"	7/8"
LH-0605X6	5½"	x	4½"	x	70"	7/8"
LH-0605X7	5½"	x	4½"	x	7'	7/8"
LH-0606X4	5½"	x	5½"	x	42"	7/8"
LH-0608X16	5½"	x	7½"	x	16'	7/8"
LH-0609X5	5½"	x	8½"	x	50"	7/8"
LH-0612X4	5½"	x	11½"	x	4'	7/8"
LH-0614	5½"	x	14"	x	20'	¾"
LH-0706X4	7"	x	5½"	x	46"	7/8"
LH-0808	7½"	x	7½"	x	20'	7/8"
LH-0814	7½"	x	14"	x	20'	¾"
LH-0815X18	8"	x	15"	x	18'	¾"
LH-0817X18	7½"	x	16½"	x	18'	7/8"
LH-1008	9½"	x	7½"	x	20'	7/8"
LH-1017X18	9½"	x	16½"	x	18'	7/8"

Rough Sawn L-Headers

Our L-Headers can be used in conjunction with stucco, stone, brick, or virtually any other material. The beauty of this product is that it will never absorb moisture like wood, preventing rotting, cracking or splitting. Since these situations are the major call-backs for natural wood products, you can trust that they will look as good as new for many years.

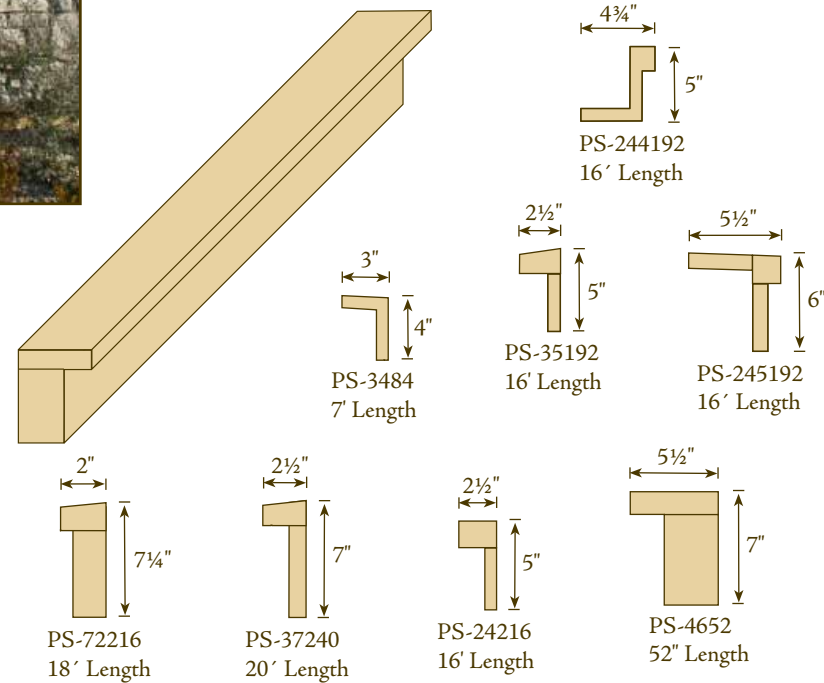


Hennis Enterprises, Inc.
3052 North Ventura Avenue
Ventura, CA 93001

888•643•2879
fax 805•643•3143
www.hennisenterprises.com

Rough Sawn Sills

part no.	h	x	proj	x	l	style
PS-3436	3"	x	4"	x	36"	Sloped Sill
PS-3448	3"	x	4"	x	48"	Sloped Sill
PS-3484	4"	x	3"	x	84"	Sloped Sill
PS-24216	5"	x	2½"	x	16'	Sill
PS-35192	5"	x	2½"	x	16'	Sloped Sill
PS-244192	5"	x	4¾"	x	16'	Sill
PS-245192	6"	x	5½"	x	16'	Sloped Sill
PS-37240	7"	x	2½"	x	20'	Sloped Sill
PS-72216	7¼"	x	2"	x	216"	Sloped Sill

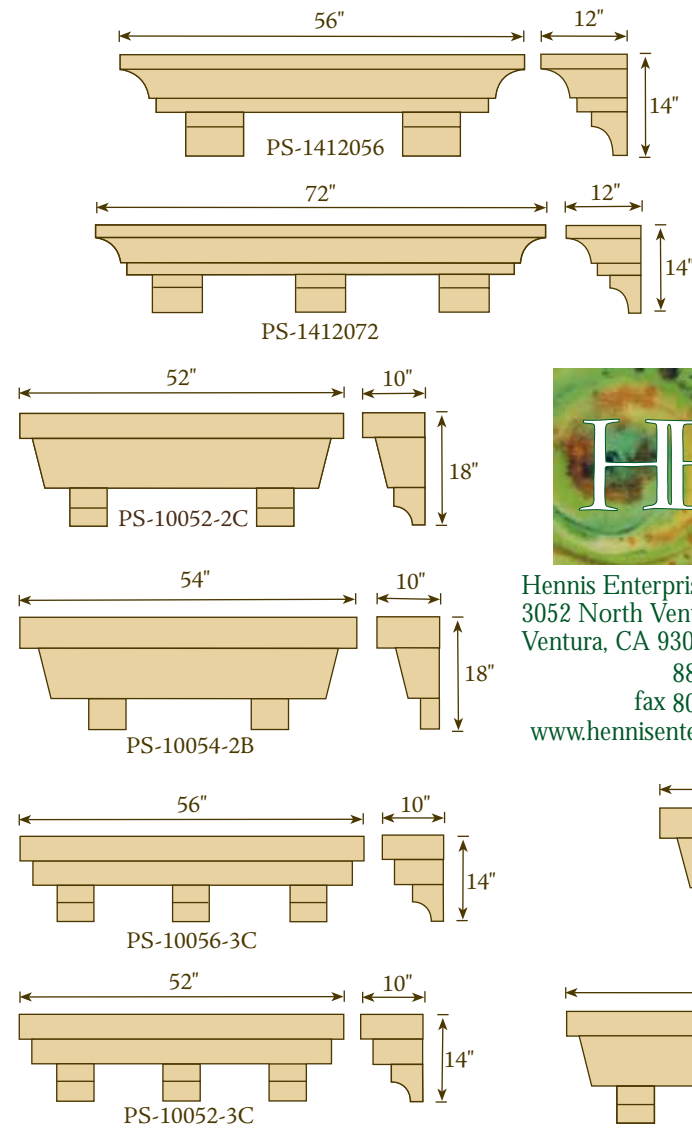


Potshelves

The Potshelves shown on this page have been molded as one piece providing a durable, easy to install, and cost effective product for just about any home. This is another innovative product designed by Hennis Enterprises which utilizes the benefits of polyurethane to the maximum. A Potshelf that is sturdy, will not absorb moisture, rot, or get eaten by termites - What more could you ask for?

Rough Sawn Potshelves

part no.	h	x	proj	x	l	style	corbels
PS-10052-2C	18"	x	10"	x	52"	Tapered Box	Two Cove
PS-10052-3C	14"	x	10"	x	52"	Square Box	Three Cove
PS-10054-2B	18"	x	10"	x	54"	Tapered Box	Two Block
PS-10056-3C	14"	x	10"	x	56"	Square Box	Three Cove
PS-10060-2B	18"	x	10"	x	60"	Tapered Box	Two Block
PS-10068-2C	18"	x	10"	x	68"	Tapered Box	Two Cove
PS-10108-3B	18"	x	10"	x	108"	Tapered Box	Three Block
PS-10122-4C	18"	x	10"	x	122"	Tapered Box	Four Cove
PS-1412056	14"	x	12"	x	56"	Juliet Cove	Two Cove
PS-1412072	14"	x	12"	x	72"	Juliet Cove	Three Cove
PS-0610048	5½"	x	10"	x	48"	Square Box	n/a
PS-204121	20"	x	41"	x	20½"	Round	n/a
PS-0806042	7½"	x	6"	x	42"	Scroll	n/a



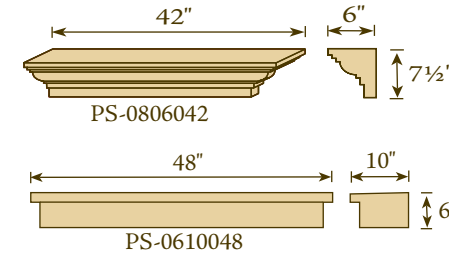
Hennis Enterprises, Inc.
3052 North Ventura Avenue
Ventura, CA 93001
888•643•2879
fax 805•643•3143
www.hennisenterprises.com



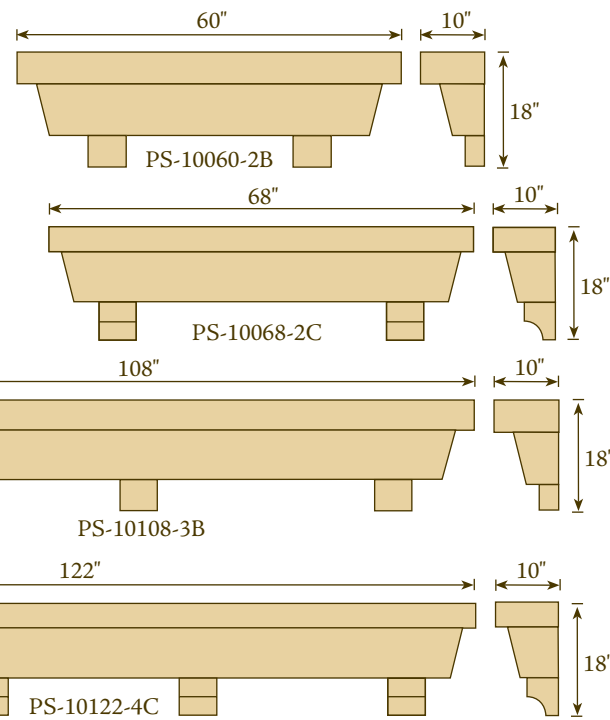
Rough Sawn Potshelves

part no.	h	x	proj	x	l
PS-4636	7"	x	5½"	x	36"
PS-4652	7"	x	5½"	x	52"
PS-4684	7"	x	5½"	x	84"

The Corbels shown with the Potshelves pictured above and to the right are sold separately. above CO-1016 to right CO-1266



part no.	h	x	proj	x	l
PS-0508032	4¼"	x	7½"	x	32"
PS-0508034	4¼"	x	7½"	x	34"
PS-0508036	4¼"	x	7½"	x	36"
PS-0508038	4¼"	x	7½"	x	38"
PS-0508040	4¼"	x	7½"	x	40"
PS-0508042	4¼"	x	7½"	x	42"
PS-0508050	4¼"	x	7½"	x	50"
PS-0508052	4¼"	x	7½"	x	52"
PS-0508056	4¼"	x	7½"	x	56"
PS-0508072	4¼"	x	7½"	x	72"
PS-0508080	4¼"	x	7½"	x	80"
PS-0508084	4¼"	x	7½"	x	84"
PS-0508104	4¼"	x	7½"	x	104"
PS-0508120	4¼"	x	7½"	x	120"



Window Headers & Louvered Panels

Rough Sawn Window Headers

part no.	h	x	l	x	proj	style
WH-0830	7½"	x	30"	x	¾"	Peaked
WH-0859	7½"	x	59"	x	¾"	Peaked
WH-0871	7½"	x	71"	x	¾"	Peaked
WH-0883	7½"	x	83"	x	¾"	Peaked
WH-08108	7½"	x	108"	x	¾"	Peaked
WH-R07044	7"	x	44"	x	1"	Round Top
WH-R07052	7"	x	52"	x	1"	Round Top
WH-R07108	7"	x	108"	x	1"	Round Top
WH-P0844	8"	x	44"	x	1¼"	Pediment
WH-P08052	8"	x	52"	x	1¼"	Pediment
WH-P08108	8"	x	108"	x	1¼"	Pediment

Easy to handle and easy to install, our headers and panels contribute to the beauty and design of any exterior structure. Our headers come in a natural Rough Sawn look that is an exact duplicate of a wood header, but without the mess and fuss of weather damage and high cost. Our louvered panels are all molded in one piece so there is no danger of them fraying apart like their wood counterparts.



Peaked Window Header



Pediment Window Header




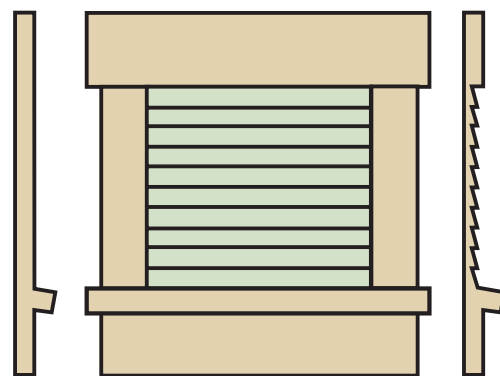
Round Top Window Header



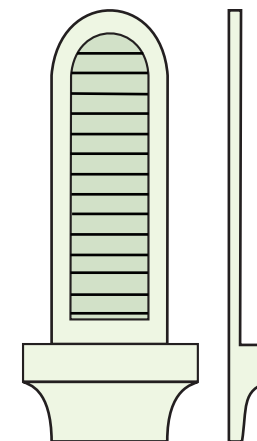
Louvered Panel with Sill

part no.	w	x	h	x	proj
LP-2627	26"	x	27"	x	3¼"
LP-3030	30"	x	30"	x	3¼"

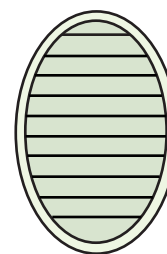
Louvered Section Smooth
Outer Frame Wood Grain



LP-0918 Arch Top
Louvered Panel with Sill
9" x 17½" x 3" proj (SM)



LP-1332 Arch Top
Louvered Panel with Sill
13" x 32" x 3" proj (SM)



LP-1218V Oval Louvered Panel
12" x 18" x 1" proj (SM)

Louvered Panels

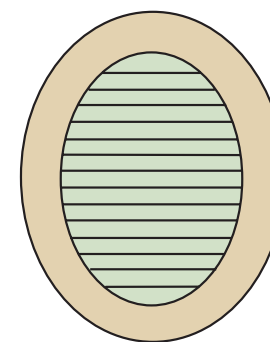
part no.	w	x	h	description
LP-0918	9"	x	17½"	Arch Top with Sill
LP-1218V	12"	x	18"	Oval
LP-1332	13"	x	32"	Arch Top with Sill
LP-1418	14"	x	18"	Rectangular
LP-1424FV	14¼"	x	24¼"	Oval
LP-0015R	15" Diam			Round
LP-2024FV	20"	x	24"	Oval with Frame & Keystones
LP-2026FV	20"	x	26"	Oval with Frame
LP-2032F	20"	x	32"	Rectangular with Frame
LP-2038F	20"	x	38"	Rectangular with Frame
LP-0024FR	24" Diam.			Round w/Frame & Keystones
LP-0024R	24" Diam.			Round
LP-2430FV	24"	x	30"	Oval
LP-2470	70"	x	24"	Peaked
LP-2574	74"	x	25"	Peaked
LP-2627	26"	x	27"	Louvered with Sill
LP-2636F2	26"	x	36"	Rectangular Double with Frame
LP-2933FV	29"	x	33"	Oval
LP-3030	30"	x	30"	Louvered with Sill



Oval Louvered Panels

Louvered Section Smooth
Outer Frame Wood Grain


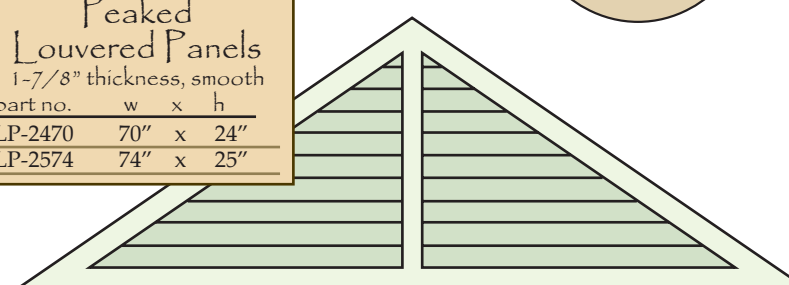
part no.	w	x	h	x	proj
LP-1424	14¼"	x	24¼"	x	1¼"
LP-1218FV	20"	x	26"	x	1"
LP-2430	24"	x	30"	x	1¼"
LP-2933	29"	x	33"	x	1½"



Peaked Louvered Panels

1-7/8" thickness, smooth

part no.	w	x	h
LP-2470	70"	x	24"
LP-2574	74"	x	25"

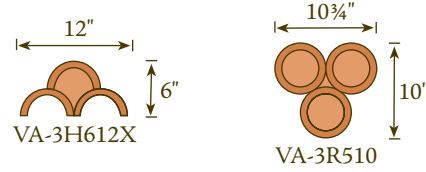


Gable Vents

"VA" Gable Vents

part no.	description	w	x	h
VA-1S606	Single Square Vent	6"	x	6"
VA-1R505	Single Round Vent	5 3/8"	Diam	
VA-1R606	Single Round Vent	6"	Diam	
VA-1R909	Single Round Vent	9"	Diam	
VA-3H612X	Three Half Round Vents (6" Diam)	6"	x	12"
VA-3H918	Three Half Round Vent (9" Diam)	18 1/2"	x	9 1/4"
VA-6H927	Six Half Round Vent (9" Diam)	27 1/2"	x	14"
VA-3R510	Three Round Vent (5 3/8" Diam)	10 3/4"	x	10"

"VA" Style Vents are decorative only, with holes sealed and no back plate.




"VF" Gable Vents

part no.	description	w	x	h
VF-1H606	Single Half Round Vent (9" Diam) w/Fiberglass Lath	13"	x	8 1/2"
VF-3H615	Three Half Round Vents (6" Diam) w/Fiberglass Lath	15"	x	9"
VF-3H921	Three Half Round Vents (9" Diam) w/Fiberglass Lath	21"	x	12"
VF-4H616	Four Half Round Vents (6" Diam) w/Fiberglass Lath	16"	x	13"
VF-6H621	Six Half Round Vents (6" Diam) w/Fiberglass Lath	21"	x	12"
VF-1R609	Single Round Vent (6" Diam) w/Fiberglass Lath	9"	x	9"
VF-2R518	Two Round Vents (5 3/8" Diam) w/Fiberglass Lath	18"	x	7"
VF-2R618	Two Round Vents (6" Diam.) w/Fiberglass Lath	18"	x	10"
VF-3R516	Three Round Vents (5 3/8" Diam) w/Fiberglass Lath	16"	x	13"
VF-3R520	Three Round Vents (5 3/8" Diam) w/Fiberglass Lath	20"	x	19"
VF-3R621	Three Round Vents (5 3/8" Diam) w/Fiberglass Lath	21"	x	15"
VF-3R636	Three Round Vents (6" Diam) w/Fiberglass Lath	11"	x	36"
VF-4R516	Four Round Vents (5 3/8" Diam) w/Fiberglass Lath	16"	x	13"
VF-4R529	Four Round Vents (5 3/8" Diam) w/Fiberglass Lath	29"	x	20"
VF-4R622	Four Round Vents (6" Diam) w/Fiberglass Lath	22"	x	22"
VF-6R520	Six Round Vents (5 3/8" Diam) w/Fiberglass Lath	20"	x	19"
VF-3S626	Three, 6" Square Vents w/Fiberglass Lath	26"	x	17"
VF-4S420	Four, 4" Square Vents w/Fiberglass Lath	20"	x	20"
VF-4S630	Four, 6" Square Vents w/Fiberglass Lath	30"	x	22"

NEW

In the Hennis Enterprises' tradition of innovation and creative development of new products we are introducing our new Gable Vents with flexible fiberglass lath. The lath is embedded directly into the polyurethane foam during manufacturing, and can be used with metal or fiberglass lath on your building. Installation is a snap, rather a few staples, and you are done. This is the easiest and most cost effective Gable Vent we have ever produced.



HE
 Hennis Enterprises, Inc.
 3052 North Ventura Avenue
 Ventura, CA 93001
 888•643•2879
 fax 805•643•3143
 www.hennisenterprises.com

"VB" Gable Vents

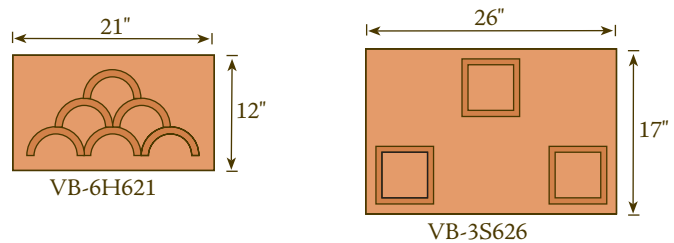
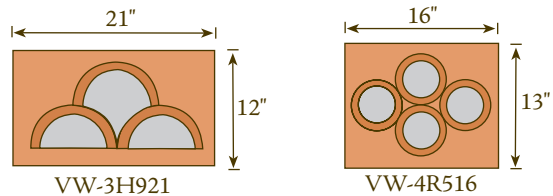
part no.	description	w	x	h
VB-1H606	Single Half Round Vent (9" Diam)	13"	x	8 1/2"
VB-3H615	Three Half Round Vents (6" Diam)	15"	x	9"
VB-3H921	Three Half Round Vents (9" Diam)	21"	x	12"
VB-4H616	Four Half Round Vents (6" Diam)	16"	x	13"
VB-6H621	Six Half Round Vents (6" Diam)	21"	x	12"
VB-1R609	Single Round Vent (6" Diam)	9"	x	9"
VB-2R518	Two Round Vents (5 3/8" Diam)	18"	x	7"
VB-2R618	Two Round Vents (6" Diam.)	18"	x	10"
VB-3R516	Three Round Vents (5 3/8" Diam)	16"	x	13"
VB-3R520	Three Round Vents (5 3/8" Diam)	20"	x	19"
VB-3R621	Three Round Vents (5 3/8" Diam)	21"	x	15"
VB-3R636	Three Round Vents (6" Diam)	11"	x	36"
VB-4R516	Four Round Vents (5 3/8" Diam)	16"	x	13"
VB-4R529	Four Round Vents (5 3/8" Diam)	29"	x	20"
VB-4R622	Four Round Vents (6" Diam)	22"	x	22"
VB-6R520	Six Round Vents (5 3/8" Diam)	20"	x	19"
VB-3S626	Three Square Vents (6" Square)	26"	x	17"
VB-4S420	Four 4" Square Vents	20"	x	20"
VB-4S630	Four 6" Square Vents	30"	x	22"

"VB" Style Vents are decorative only with the holes sealed. The vent has a back plate for attachment. The back plate is stuccoed over to leave only the pipes visible.


"VW" Gable Vents

part no.	description	w	x	h
VW-3H921	Three Half Round Vents (9" Diam)	21"	x	12"
VW-6H930	Six Half Round Vents (9" Diam)	30"	x	17"
VW-0H835	Ten Half Round Vents (8" Diam)	35"	x	19"
VW-2R518	Two Round Vents (5 3/8" Diam)	18"	x	7"
VW-3R516	Three Round Vents (5 3/8" Diam)	16"	x	13"
VW-3R520	Three Round Vents (5 3/8" Diam)	20"	x	19"
VW-4R516	Four Round Vents (5 3/8" Diam)	16"	x	13"
VW-4R529	Four Round Vents (5 3/8" Diam)	29"	x	20"
VW-6R520	Six Round Vents (5 3/8" Diam)	20"	x	19"
VW-9R528	Nine Round Vents (5 3/8" Diam)	28"	x	20"


"VW" Style Vents are functional, allowing air to flow through the pipes. Wire screen backing is installed over the pipes preventing assorted critters from entering the attic space. A back plate provides easy installation.



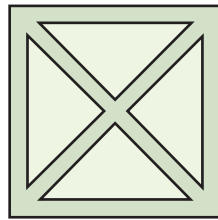
Misc. Items, Installation



PL-3064 Star Applique
22" x 22" x 1 1/4" proj (SM)



DB-1212-2 "X" Deco Block
12" x 12" x 2" proj (CB)



DB-0808-2
"X" Deco Block
8" x 8" x 2" (CB)

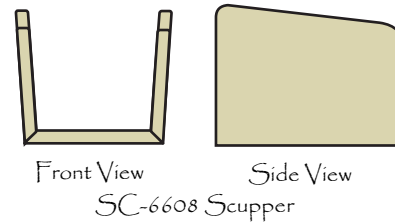


DA-1212-3
Flower Deco Screen
12" x 12" x 3" (SM)



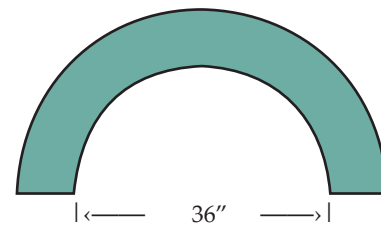
Miscellaneous Trim Items

part no.	description	
SC-6608	6 3/4" x 6" x 8"	Scupper (WG)
SP-0019	19"	Spire (SM)
SP-0021	21"	Spire (SM)
SP-0027	27"	Spire 12" Base (SM)
SP-0029	29 1/2"	Spire 8 1/2" Base (SM)
SP-0031	31"	Spire (SM)
SP-0036	36"	Spire (SM)
SP-0048	48 1/2"	Spire 10" Diam. Base (SM)
DB-0808-2	8" x 8" x 2"	"X" Deco Block (CB)
DB-0808-3	8" x 8" x 3"	"X" Deco Block (CB)
DB-0812-1	8" x 12" x 1 1/2"	"X" Deco Block (CB)
DB-1010-1	10" x 10" x 1 1/2"	"X" Deco Block (CB)
DB-1010-2	10" x 10" x 2"	"X" Deco Block (CB)
DB-1212-2	12" x 12" x 2"	"X" Deco Block (CB)
DB-1212-3	12" x 12" x 3 3/8"	"X" Deco Block (SM)
DA-1015-4	10" x 15" x 4"	Dbl. "X" Deco Screen (SM)
DA-1015-6	10" x 15" x 6"	Dbl. "X" Deco Screen (SM)
DA-1111-2	11 1/2" x 11 1/2" x 2"	Flower Deco Screen (CB)
DA-1111-3	11 1/2" x 11 1/2" x 3"	Flower Deco Screen (CB)
DA-1111-3X	11 1/2" x 11 1/2" x 3"	Textured 4 sides (CB)
DA-1212-1	12" x 12" x 1"	"X" Deco Screen (SM)
DA-1212-3	12" x 12" x 3"	Flower Deco Screen (SM)
DA-1631	16" x 31" x 3"	Diamond Deco Screen (SM)
DA-3260	32" x 60" x 3 1/2"	Diamond Deco Screen (SM)
PL-3064	22" x 22" x 1 1/4"	Star Applique (SM)
DT-0208096B	2" x 8" x 96"	Straight Trim (SM)
DT-0208096A	36" radius (ID)	Half Circle Trim (SM)
DT-T16048L	5 1/2" x 48" x 1"	Tapered Trim- Left (RS)
DT-T16048R	5 1/2" x 48" x 1"	Tapered Trim- Right (RS)
GD-1313-2	13" x 13" x 2"	Deco Star (SM)



Decorative Trim

DT-0208096B 2" x 8" x 96" Straight Trim
DT-0208096A 36" radius (ID) Half Circle Trim
Shown in picture on page 56



Finishing and Installation

All of our products are delivered to you with a factory applied primer coat. Our wood grained products are primed in a tan color, and our smooth products are primed white.

Painting

All of our products may be painted before or after installation, depending upon your application. We recommend the use of a high quality latex or oil based paint.

Staining

Wood grained products may be stained to create a realistic look. We recommend the use of solid color deck stain in a variety of colors as desired. Apply the stain with a brush or sponge, coating the product with your base color. Next, using a wet sponge, wipe off the appropriate amount of stain to reach the desired shade. Allow this coat to completely dry, repeating the process with as many colors as you wish. If you would prefer your beams delivered finished, please inquire regarding a price quote. Finished beams are delivered in a walnut-color using two different colored stains, with the darkest color applied to highlight cracks, splits, and knots.

Installation

All of our products can be installed with standard woodworking tools. Polyurethane foam will cut clean with the use of a table saw, miter saw, band saw, or hand saw. We recommend the use of a miter box to make sure your cuts are straight. Because polyurethane

foam will expand and contract slightly with temperature variations, it is important to acclimate the products to the location of installation for approximately 10-12 hours before installing. All products should be installed with an adhesive and screws. We do not recommend the use of nails unless you use a small nail gun. Use of a hammer is not recommended under any circumstances.

Our adhesive of choice is XtraBond 8500 because it does not harden or become brittle. It also allows the polyurethane to expand and contract as necessary over time. When installing exterior products, we suggest using non-corroding deck screws, pointing screws in an upward direction so as to prevent water penetration. If you are in a high humidity location, you can opt to pre-drill and fill the holes with adhesive prior to inserting the screw. Patch all screw holes, dings and dents with a non-shrinking wood putty or filler. You may want to tint the putty prior to application.

All of our polyurethane products will not provide any structural support and are decorative only. As with all plastics, polyurethane foam is flammable. As a general rule there are no restrictions regarding the use of polyurethane for residential applications. It is the consumers' responsibility to abide by any local and/or state regulations.

At Hennis Enterprises, we are continuously adding new items to our product line. Call us if you need something that you do not see in this catalog. We specialized in custom designing and manufacturing to meet the needs of our customers.



Hennis Enterprises, Inc.
3052 North Ventura Avenue
Ventura, CA 93001

888•643•2879
fax 805•643•3143

www.hennisenterprises.com

≈ Gable Vents ≈ Louvered Panels ≈ L-Headers ≈ Potshelves & Sills ≈ Shutters ≈ Deco Blocks ≈ Window Headers ≈ Raftertails ≈ Decorative Trim ≈ Corbels ≈ Beams ≈ Headers ≈ Knee Braces ≈ Outlookers ≈ Decorative Straps ≈